

Scaled data based on original data using  
LM-79-08 Approved Method: Electrical and Photometric Measurements of Solid-  
State Lighting Products

Test Report Prepared for  
Cooper Lighting Solutions  
(formerly Eaton)

Brand: McGRAW-EDISON

Report Number: P200350

Luminaire Tested: **GWC-AF-02-LED-E1-T3-7050-800**

Issue Date: 3/3/2020

**Test Information**

Test Method: LM-79-08  
Report Number: P200350  
TEST IS SCALED FROM IESNA LM-79-08 TEST DATA (P24140)  
Test Lab: INNOVATION CENTER P2  
Issue Date: 3/3/2020  
Manufacturer: COOPER LIGHTING SOLUTIONS (FORMERLY EATON)  
Product Line: MCGRAW-EDISON  
Catalog Number: GWC-AF-02-LED-E1-T3-7050-800  
Description: GALLEON WALL LUMINAIRE  
(2) 70 CRI, 5000K, 800mA LIGHTSQUARES WITH 16 LEDS EACH AND TYPE III OPTICS  
Light Source: -  
Ballast/Driver: ELECTRONIC DRIVER

**Summary**

Lumens per Lamp: N/A  
Luminaire Lumens: 10039 lumens  
Efficiency: N/A  
Efficacy: 116.7 lumens/watt  
Luminous Opening: Rectangular (W 1' x L: 0.5' x H: 0')  
IES Classification: Type III - Short - Full Cutoff  
BUG Rating: B2 - U0 - G2

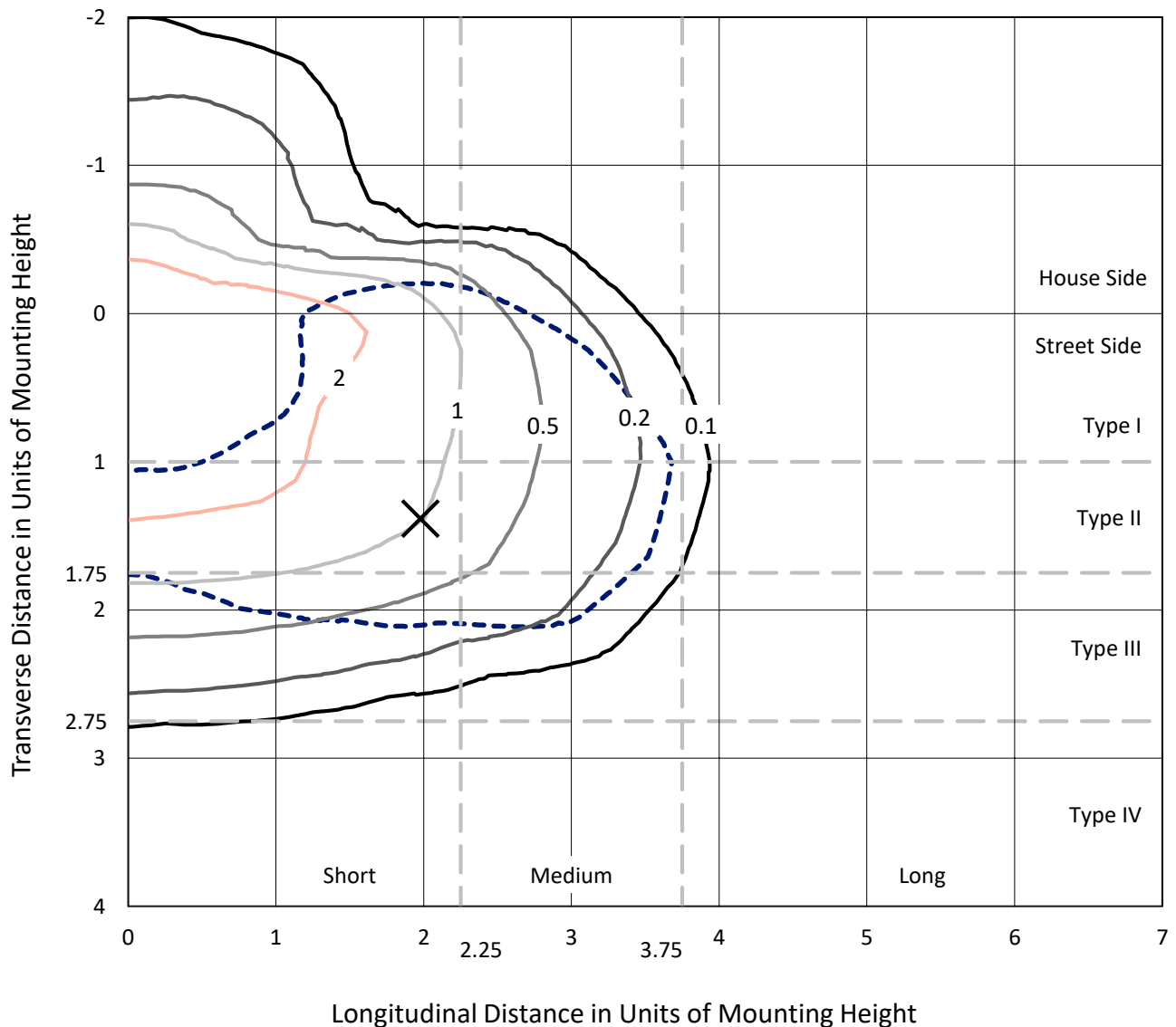
Input Watts (W): 86  
Input Voltage (V): NR  
Input Current (Ain): NR  
Voltage Rise (V): NR  
Power Factor: NR  
Total Harmonic Distortion (THDi): NR  
Frequency (hertz): 60  
Stabilization Time: NR  
Operation Time: NR  
Ambient Temperature (°C): NR  
Test Distance: 25 FT



REPORT NUMBER: P200350  
 CATALOG NUMBER: GWC-AF-02-LED-E1-T3-7050-800

### Iso-Footcandle Lines of Horizontal Illumination

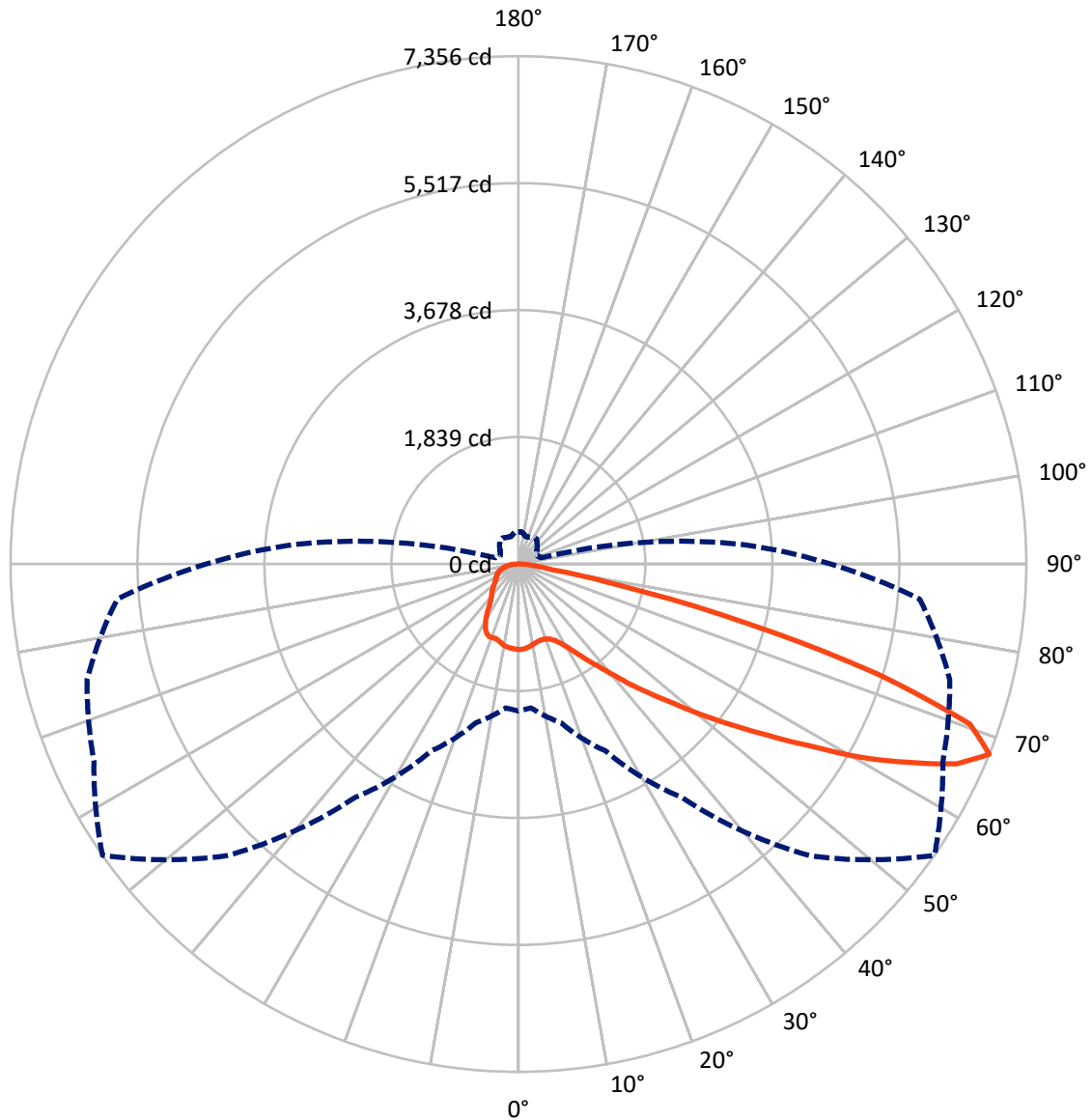
× Max cd  
 - - - 1/2 Max cd



Based on 20 foot mounting height. Maximum calculated value = 3.2 fc  
 Type III - Short - Full Cutoff

REPORT NUMBER: P200350  
CATALOG NUMBER: GWC-AF-02-LED-E1-T3-7050-800

### Luminous Intensity Polar Plot



— Vertical Plane Through 55-Deg Lateral    - - - Horizontal Cone Through 67.5-Deg Vertical

REPORT NUMBER: P200350

CATALOG NUMBER: GWC-AF-02-LED-E1-T3-7050-800

**FLUX DISTRIBUTION:**

		Downward	Upward	Total
<b>House Side</b>	Lumens	2168.6	0.0	2168.6
	% Fixture	21.6	0.0	21.6
<b>Street Side</b>	Lumens	7870.4	0.0	7870.4
	% Fixture	78.4	0.0	78.4
<b>Total</b>	Lumens	10039.0	0.0	10039.0
	% Fixture	100.0	0.0	100.0

**Coefficient of Utilization**

**ZONAL LUMENS:**

Zone	Lumens	% Fixture
0°-10°	115.5	1.2
10°-20°	327.2	3.3
20°-30°	548.2	5.5
30°-40°	901.4	9.0
40°-50°	1517.4	15.1
50°-60°	2388.3	23.8
60°-70°	2850.1	28.4
70°-80°	1223.9	12.2
80°-90°	166.9	1.7
90°-100°	0.0	0.0
100°-110°	0.0	0.0
110°-120°	0.0	0.0
120°-130°	0.0	0.0
130°-140°	0.0	0.0
140°-150°	0.0	0.0
150°-160°	0.0	0.0
160°-170°	0.0	0.0
170°-180°	0.0	0.0
0°-90°	10039.0	100.0
0°-180°	10039.0	100.0



REPORT NUMBER: P200350

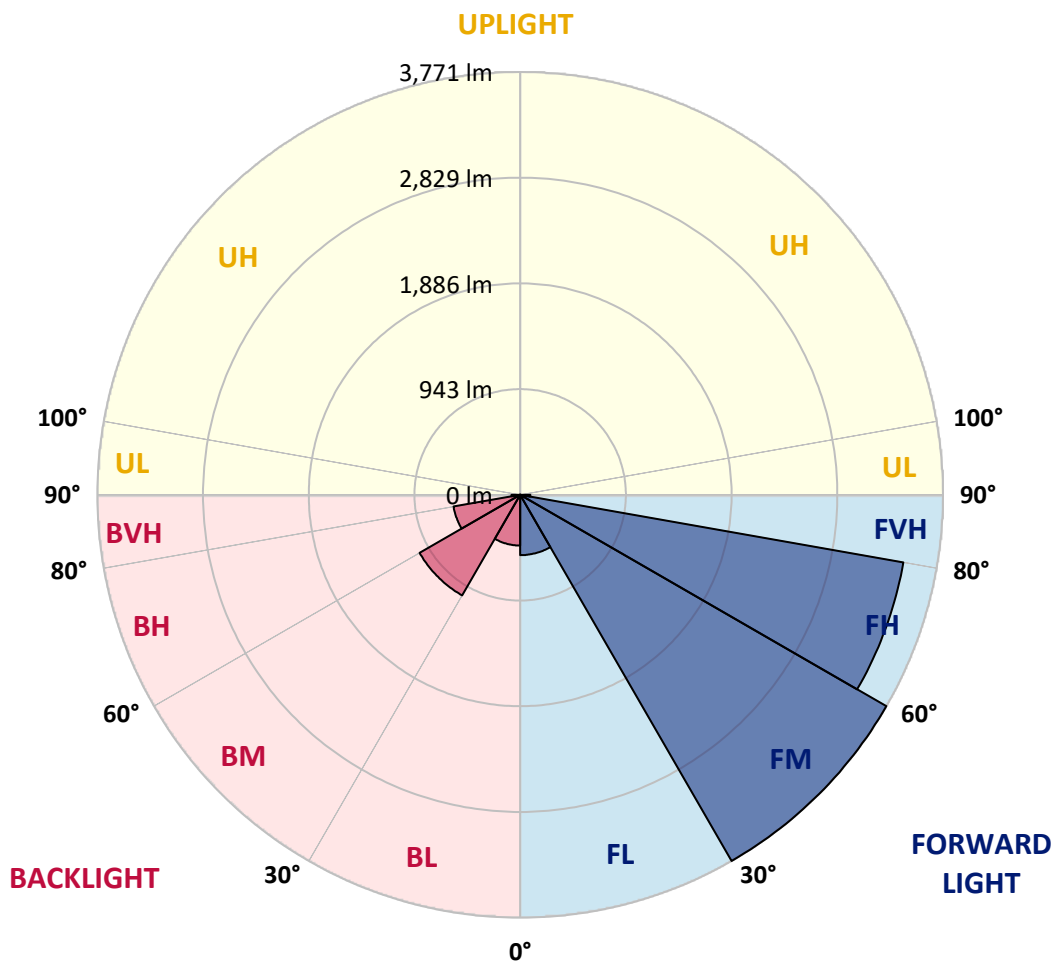
CATALOG NUMBER: GWC-AF-02-LED-E1-T3-7050-800

**LUMINAIRE CLASSIFICATION SYSTEM LUMEN TABLE AND BUG RATING:**

Zone		Lumens	% Fixture	Zone Rating/Lumen Limit		
				B	U	G
FL	(0°-30°)	538.1	5.4			
FM	(30°-60°)	3771.4	37.6			
FH	(60°-80°)	3470.5	34.6			G2/5000
FVH	(80°-90°)	90.3	0.9			G1/100
BL	(0°-30°)	452.9	4.5	B1/500		
BM	(30°-60°)	1035.7	10.3	B2/2500		
BH	(60°-80°)	603.5	6.0	B2/1000		G2/1000
BVH	(80°-90°)	76.5	0.8			G1/100
UL	(90°-100°)	0.0	0.0		U0/0	
UH	(100°-180°)	0.0	0.0		U0/0	

**BUG Rating: B2-U0-G2**

Type III Short





REPORT NUMBER: P200350  
 CATALOG NUMBER: GWC-AF-02-LED-E1-T3-7050-800

**CANDELA DISTRIBUTION (FULL):**

	0°	5°	15°	25°	35°	45°	55°	65°	75°	85°	90°
0°	1237.9	1237.9	1237.9	1237.9	1237.9	1237.9	1237.9	1237.9	1237.9	1237.9	1237.9
2.5°	1227.3	1227.7	1228.7	1232.6	1236.0	1235.0	1235.5	1233.6	1233.1	1230.2	1233.1
5°	1211.7	1213.2	1213.7	1220.0	1223.9	1224.8	1223.4	1220.9	1218.0	1215.1	1216.6
7.5°	1176.3	1180.2	1180.7	1189.4	1195.7	1204.0	1204.5	1204.9	1203.5	1201.6	1204.5
10°	1154.0	1155.0	1154.5	1160.8	1165.7	1174.9	1180.2	1189.4	1193.3	1194.3	1196.2
12.5°	1152.6	1151.6	1150.2	1150.2	1148.7	1152.6	1162.3	1175.4	1184.6	1187.5	1189.9
15°	1168.1	1167.6	1162.8	1155.5	1146.3	1143.4	1151.6	1166.2	1178.3	1184.6	1187.0
17.5°	1203.0	1200.1	1192.3	1175.9	1156.0	1148.2	1149.2	1161.3	1175.4	1183.6	1186.0
20°	1267.0	1267.0	1250.5	1219.5	1184.1	1165.7	1156.9	1164.2	1177.8	1188.9	1192.3
22.5°	1377.6	1378.5	1350.9	1300.0	1240.3	1201.1	1179.2	1177.8	1193.8	1206.4	1210.3
25°	1534.2	1530.3	1491.5	1418.8	1328.1	1263.1	1225.3	1216.6	1230.2	1244.2	1249.1
27.5°	1716.5	1702.4	1656.4	1568.6	1451.3	1356.2	1298.0	1284.0	1297.1	1313.1	1317.9
30°	1896.9	1882.3	1827.5	1731.5	1601.1	1480.8	1397.4	1374.7	1393.1	1415.9	1418.8
32.5°	2077.3	2077.3	2016.2	1904.2	1762.1	1629.7	1529.8	1502.7	1533.2	1560.9	1567.2
35°	2293.0	2294.0	2234.8	2100.0	1947.3	1807.2	1697.1	1677.2	1723.3	1742.7	1757.7
37.5°	2558.3	2563.6	2487.5	2324.6	2157.3	2009.9	1878.9	1851.8	1897.9	1950.7	1999.2
40°	2844.8	2851.6	2767.7	2567.0	2399.7	2245.5	2103.9	2055.0	2131.6	2232.4	2295.0
42.5°	3118.3	3153.2	3072.2	2865.7	2685.8	2526.3	2382.7	2311.5	2407.5	2559.7	2614.0
45°	3513.5	3538.7	3397.6	3210.4	3041.2	2862.8	2672.7	2597.5	2731.9	2923.9	2935.0
47.5°	3776.8	3757.9	3686.1	3569.7	3462.6	3295.8	3009.7	2927.3	3105.7	3331.7	3269.1
50°	3916.9	3922.7	3913.0	3919.8	3923.7	3819.0	3422.8	3309.8	3522.7	3795.7	3651.7
52.5°	4047.8	4009.1	4041.1	4200.1	4392.1	4353.3	3872.3	3754.5	3969.8	4310.7	4056.1
55°	4044.9	3985.8	4090.0	4370.8	4787.3	4831.9	4377.1	4241.3	4442.5	4862.9	4484.7
57.5°	3901.9	3904.8	4065.3	4432.8	5062.7	5281.9	4962.8	4759.2	4943.9	5422.5	4876.0
60°	3705.0	3731.7	3963.0	4422.7	5283.3	5650.9	5681.4	5317.3	5435.1	5931.1	5199.9
62.5°	3387.4	3415.5	3734.6	4317.0	5249.9	6006.3	6331.2	5950.5	5948.6	6239.5	5295.0
65°	2886.5	2878.3	3213.4	3921.8	4969.1	6269.1	6976.6	6498.0	6335.5	6244.4	5103.9
67.5°	2128.7	2091.8	2379.3	2986.9	4130.3	5974.8	7356.2	6783.1	6467.4	5833.7	4520.1
70°	1104.6	1067.7	1300.5	1744.1	2716.3	4663.2	6935.8	6635.7	6176.0	4890.1	3541.1
72.5°	472.3	466.0	560.5	765.2	1314.0	2689.7	5438.5	5743.5	5299.3	3643.4	2434.6
75°	317.6	315.7	351.1	417.0	591.1	1091.5	3403.4	4076.9	3877.2	2259.1	1369.3
77.5°	249.2	246.8	267.7	299.7	383.1	430.6	1510.4	2188.8	2025.9	983.4	599.3
80°	194.9	193.0	206.1	223.5	275.4	271.5	497.0	870.9	674.0	376.8	291.4
82.5°	153.7	153.7	164.4	164.9	195.4	185.2	259.4	383.5	336.5	219.7	178.4
85°	140.6	140.6	151.8	123.2	127.5	116.9	161.0	227.4	213.4	90.2	77.6
87.5°	70.8	68.9	127.5	109.1	69.3	62.1	78.6	110.1	118.3	49.9	38.8
90°	0.0	0.0	0.0	0.0	0.0	0.0	0.0	0.0	0.0	0.0	0.0



REPORT NUMBER: P200350  
 CATALOG NUMBER: GWC-AF-02-LED-E1-T3-7050-800

**CANDELA DISTRIBUTION (continued):**

	95°	105°	115°	125°	135°	145°	155°	165°	175°	180°
0°	1237.9	1237.9	1237.9	1237.9	1237.9	1237.9	1237.9	1237.9	1237.9	1237.9
2.5°	1232.1	1231.6	1232.6	1233.1	1236.9	1242.3	1244.7	1248.1	1250.0	1249.1
5°	1217.6	1218.5	1222.4	1225.3	1232.1	1240.8	1245.7	1249.6	1252.9	1251.5
7.5°	1205.4	1207.9	1213.7	1216.1	1220.0	1222.4	1221.9	1223.4	1226.3	1222.9
10°	1198.6	1201.6	1205.9	1202.5	1193.3	1180.2	1168.1	1161.8	1163.7	1161.3
12.5°	1191.9	1195.7	1192.3	1176.3	1150.6	1133.7	1124.5	1125.4	1129.8	1130.8
15°	1188.0	1189.4	1174.9	1144.8	1118.6	1116.2	1121.1	1120.1	1120.6	1120.6
17.5°	1188.0	1184.1	1156.9	1126.9	1115.7	1111.4	1096.3	1077.4	1069.2	1066.3
20°	1194.3	1184.1	1151.1	1131.2	1107.0	1069.7	1029.9	995.0	979.5	975.1
22.5°	1213.2	1195.7	1167.6	1133.2	1064.3	1001.8	938.7	897.0	868.9	864.1
25°	1251.5	1232.1	1200.1	1107.5	996.4	907.2	835.5	788.9	760.8	756.9
27.5°	1318.4	1305.8	1217.6	1050.8	906.3	810.7	744.3	708.4	687.6	686.1
30°	1419.3	1413.0	1208.8	966.9	795.2	717.1	685.1	664.3	648.8	648.3
32.5°	1580.2	1529.3	1180.2	864.6	693.9	650.7	637.6	625.0	612.9	612.9
35°	1787.3	1623.4	1125.9	755.0	632.3	613.9	597.4	577.5	561.5	560.5
37.5°	2030.7	1681.6	1028.4	666.7	603.2	589.1	564.9	535.3	507.2	502.3
40°	2276.5	1699.0	891.2	612.4	584.8	564.4	534.8	499.9	472.8	471.3
42.5°	2502.0	1665.6	745.8	575.1	566.3	539.2	508.2	477.1	455.8	455.3
45°	2691.1	1578.8	623.6	539.7	547.0	516.4	488.8	463.6	447.1	443.7
47.5°	2869.1	1456.1	537.7	502.3	527.6	503.8	480.5	456.8	440.8	438.3
50°	3075.6	1323.7	477.6	466.0	510.6	499.4	487.3	462.6	435.9	433.0
52.5°	3325.8	1209.3	430.6	434.0	497.5	505.3	504.8	479.1	432.5	428.6
55°	3605.1	1082.3	395.2	407.8	492.2	515.9	509.1	494.6	435.4	429.6
57.5°	3880.1	933.9	370.5	387.9	484.4	515.0	488.3	467.4	442.2	434.0
60°	4086.1	734.6	351.5	370.5	467.4	498.9	465.5	437.9	440.8	434.5
62.5°	4099.7	567.8	328.8	355.4	441.7	482.9	450.5	424.8	447.1	441.2
65°	3858.7	429.1	306.9	337.5	414.1	472.8	435.9	417.5	460.2	453.9
67.5°	3248.7	345.2	288.5	319.1	386.5	451.4	422.8	410.7	471.8	460.6
70°	2345.4	294.3	270.6	296.8	361.7	427.2	411.2	398.6	440.3	422.8
72.5°	1444.0	255.1	250.2	267.2	342.8	402.0	393.7	375.8	396.6	382.6
75°	721.0	221.1	227.4	238.1	316.1	373.4	364.6	346.7	349.6	346.7
77.5°	345.2	189.1	200.7	209.0	281.7	340.9	331.7	313.2	309.8	310.3
80°	218.7	158.1	169.2	175.0	251.7	303.1	293.8	275.4	314.2	291.4
82.5°	136.7	128.5	131.4	142.1	219.2	263.8	251.7	235.2	283.2	224.0
85°	75.6	89.7	93.6	102.8	168.7	220.6	208.5	187.7	168.3	165.3
87.5°	45.1	53.3	54.8	61.6	113.5	159.5	141.1	133.8	111.0	110.6
90°	0.0	0.0	0.0	0.0	0.0	0.0	0.0	0.0	0.0	0.0

(END OF REPORT)